

Aluminium

Slimline Bifold Door

Discover star quality

stellarTM
ALUMINIUM SYSTEMS



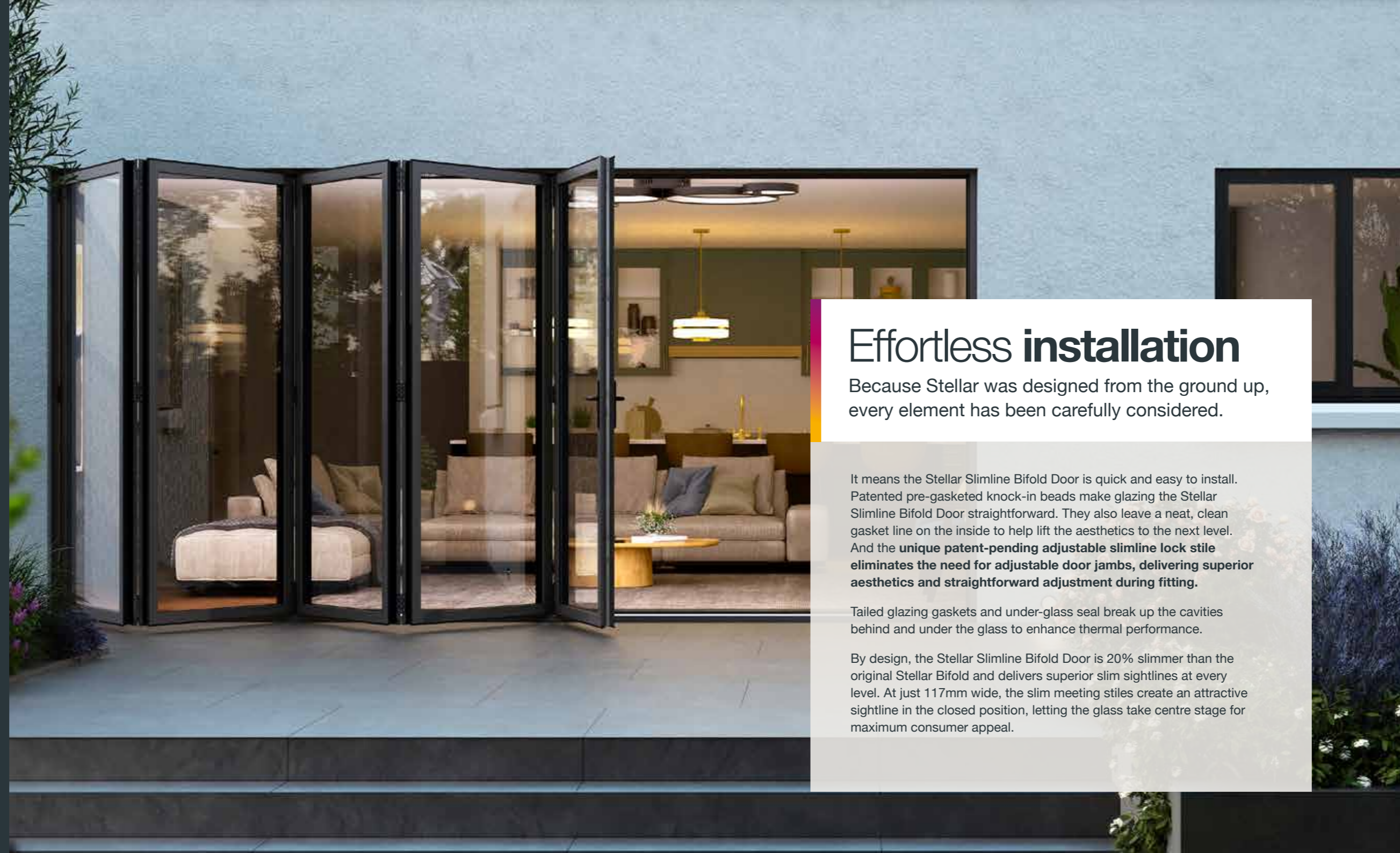
PART L 2022 COMPLIANT - PART L 2022 COMPLIANT - PART L 2022 COMPLIANT -

The Stellar Slimline Bifold Door is part of the multi-award-winning Stellar aluminium window and door system from Epwin Window Systems, the UK's largest systems house.

Designed and manufactured in Britain, Stellar provides the best aluminium window and door products for today's discerning homeowners. Everywhere you look, there are innovative patented features and intelligent design protocols that make Stellar straightforward to fit and beautiful to live with.

Quite simply, Stellar is the future of aluminium windows and doors.

Ask for more information on the other products in the Stellar range.



Effortless installation

Because Stellar was designed from the ground up, every element has been carefully considered.

It means the Stellar Slimline Bifold Door is quick and easy to install. Patented pre-gasketed knock-in beads make glazing the Stellar Slimline Bifold Door straightforward. They also leave a neat, clean gasket line on the inside to help lift the aesthetics to the next level. And the **unique patent-pending adjustable slimline lock stile eliminates the need for adjustable door jambs, delivering superior aesthetics and straightforward adjustment during fitting.**

Tailed glazing gaskets and under-glass seal break up the cavities behind and under the glass to enhance thermal performance.

By design, the Stellar Slimline Bifold Door is 20% slimmer than the original Stellar Bifold and delivers superior slim sightlines at every level. At just 117mm wide, the slim meeting stiles create an attractive sightline in the closed position, letting the glass take centre stage for maximum consumer appeal.



There's nothing else like it on the market and I think it's a game-changer. Consumers love it too – the low-level gaskets mean the frames look even slimmer, which taps into the trend for big expanses of glass which are so popular at the moment.

Darren Capitano, Abbey Windows

Stellar is about an hour quicker to install than a comparative aluminium bifold door, meaning we reduced the time spent on site.

Darren Young, DP Young Joinery

It's fast and easy to fit. Plus, it doesn't drop or drag out of the tracking system, so the number of call-backs is reduced, which helps installers protect their reputation and their bottom line. Of course, it's a great-looking door, so end users are also delighted.

Richard Payne, The Window Store



04

The Stellar Slimline Bifold Door difference

A bifold door is a stunning style statement that connects the indoors and outdoors in an extraordinary way.

When you choose the Stellar Slimline Bifold Door, you take the effortless elegance of a bifold door to the next level. Stellar has all the strength a bifold needs and packs a real punch with its stunningly slim sashes, expansive glazed area and contemporary square aesthetics. Innovative polyamide thermal break technology delivers low thermal conductivity, and ensures this high-quality door is also highly insulating and meets the requirements of the 2022 Part L Building Regulations with standard 28mm double glazing.

Bifold doors need exceptional hardware, and Stellar components have passed the 10,000-cycle test to ensure reliable operation even at the largest sash sizes/weights. And the unique patent-pending slimline lock stile allows for easy adjustment during fitting while delivering a larger glass area. Super-tough polyester powder coating resists damage from scuffs and day-to-day knocks. Add to that swift fabrication, easy installation and a wide range of options and this is a bifold door that suits all British homes.



Mechanically jointed frames for easy transportation

28mm, 36mm, and 44mm glazing options

PAS 24:2016 accredited system and Secured by Design option

Inward and outward opening leaves

Thermal break technology means the door meets Part L thermal efficiency requirements with standard 28mm double glazing

U-values as low as 0.9W/m²K

Slimline 117mm meeting stile

Low threshold option available



Exceptionally slim sightlines and beautifully expansive glazed area

Choice of access door position

Faster installation with patented pre-gasketed knock-in beads means less time on site

Adjustable unique patent-pending locking stile so the clearance between lock and keep can be adjusted to take up cutting tolerances

Tailed glazing gaskets and under-glass seal break up the cavities behind and under glass for further thermal insulation

Stainless steel tracks and quad stainless steel rollers so the door opens and closes effortlessly every time

Explore your options

Every Stellar Slimline Bifold Door is a bespoke product.

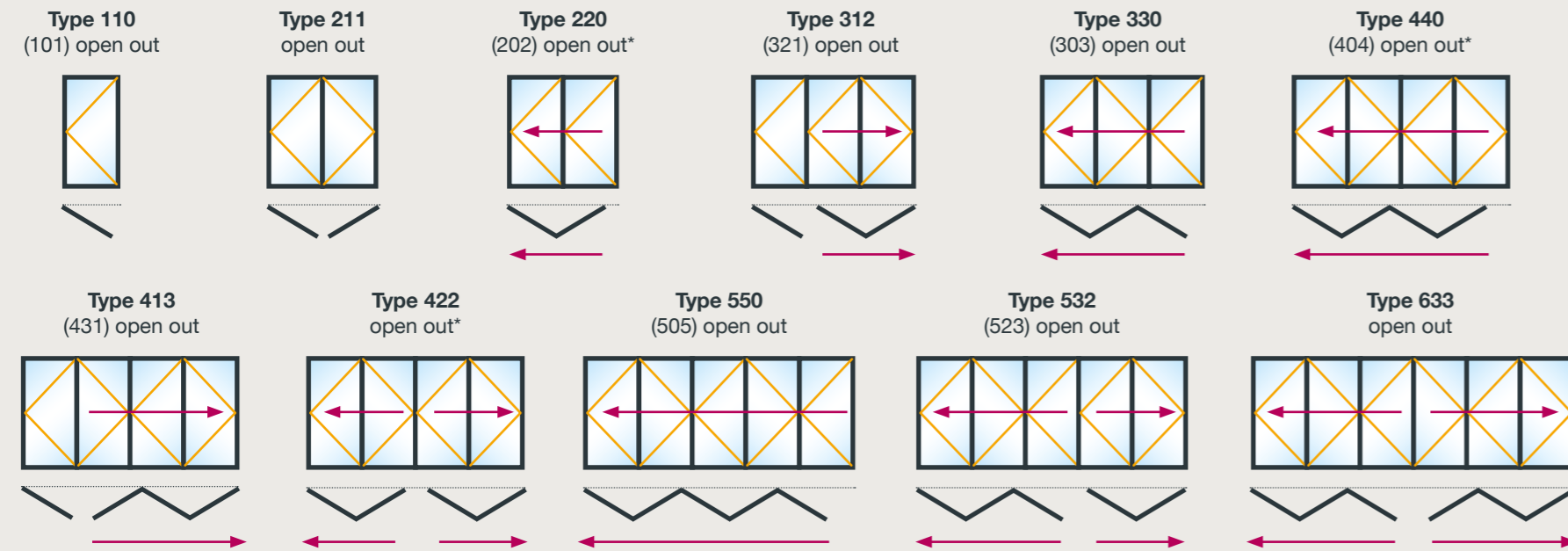
From the configuration of the door panels to the colour of the frames and handles, every element is tailored to your precise specifications to fit perfectly with any home. You can find out more about your options over the following pages. There are multiple options available in single traffic door, French door or left and right stacking.



Dimensions and configurations

- Up to seven sashes
- Open in or open out options
- Sash width to 1200mm
- Maximum height: 2500mm
- Maximum weight: 120kg
- Maximum overall width: 6500mm

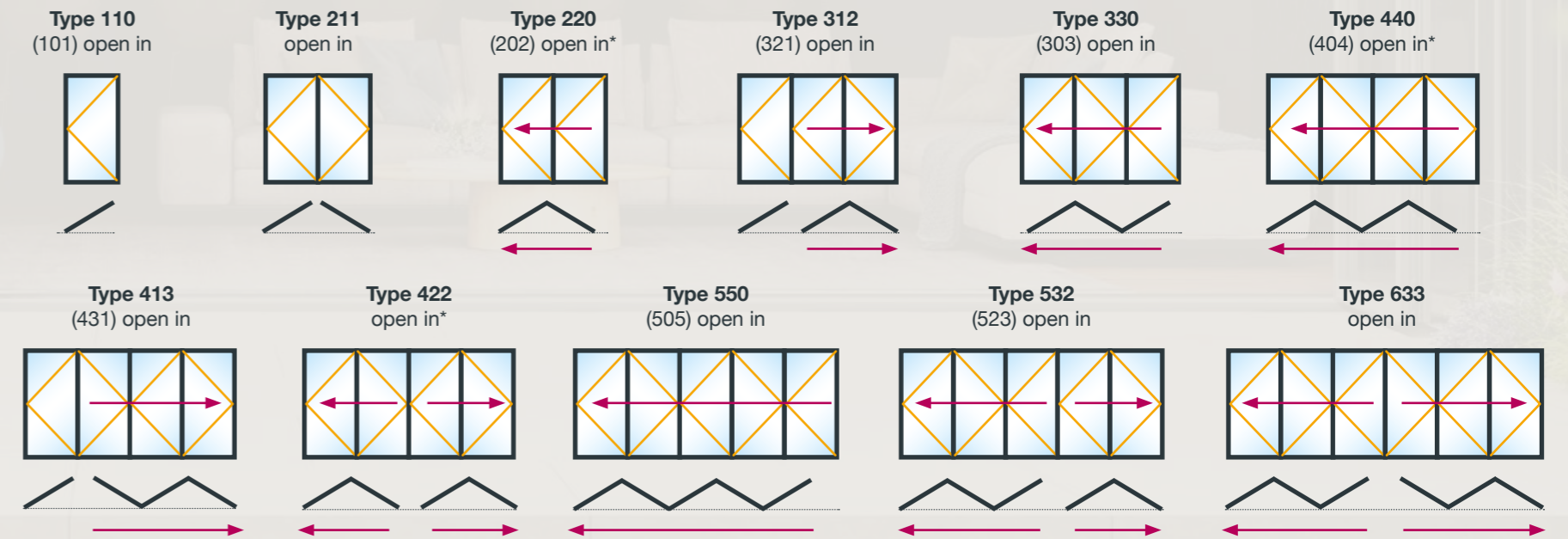
OPEN OUT



The most common configurations are shown above, but other styles featuring up to seven panes are also possible (please refer to the technical manual).

*No external access or traffic door with this design.

OPEN IN



The most common configurations are shown above, but other styles featuring up to seven panes are also possible (please refer to the technical manual).

*No external access or traffic door with this design.

Inspirational colour

The beauty of aluminium is the range of colours available to you.

Stellar Slimline Bifold Doors are finished with a tough, durable polyester powder coating to the Qualicoat* specification.


Stellar offers marine grade finish as standard to ensure outstanding resilience in even the most challenging environments.

They're available in a standard range of Stellar colours (on reduced lead times) or in any other RAL finish that may be required, including textured finishes. Dual colours are also available to suit all colour palettes.

Whether you want your Stellar Slimline Bifold Door to blend in or make a statement, the choice is yours.

Stellar colour range

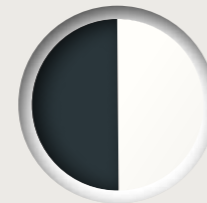
Stock



Signal White
Flat/Matt RAL 9003




Anthracite Grey
Flat/Matt RAL 7016



Anthracite Grey/Signal White
Flat/Matt RAL 7016 / 9003




Jet Black
Flat/Matt RAL 9005




Jet Black/Signal White
Flat/Matt RAL 9005 / 9003

Made-to-Order




Cream
Flat/Matt RAL 9001



Agate Grey
Flat/Matt RAL 7038



Slate Grey
Flat/Matt RAL 7015



Chocolate Brown
Flat/Matt RAL 8017



Anthracite Grey
Textured RAL 7016

*Qualicoat is an organisation committed to maintaining and promoting the quality of coating on aluminium and its alloys used in architectural applications. It gives purchasers the assurance of a premium grade product.



Powder coating guarantee

The Stellar Slimline Bifold Door comes with a 25-year guarantee that covers the coated aluminium against:

- ⊖ peeling, powdering and blistering
- ⊖ corrosion, except due to bending or folding after the application of the powder coating
- ⊖ chalking, fading and loss of sheen
- ⊖ filiform corrosion.

Accessory perfection

Door Furniture

Hardware and handles on the Stellar Slimline Bifold Door has been carefully considered to beautifully complement your doors and give consistent styling with the other products in the Stellar window and door range.



Multiple Opening Options

The Stellar Slimline Bifold Door has a range of multiple options including left, right and both side stacking. There is also the option to have a French door-style arrangement within the bifold, with two opening leaves, each with a handle. It's a sophisticated alternative to the single master opening leaf that's traditional for bifolding doors.



Finishes have been selected for scratch resistance and durability and we only source from the most reputable suppliers so you can be sure every element is robust and reliable.



Thresholds

The Stellar Slimline Bifold Door has a range of threshold options. Choose a system set into the floor for a seamless transition between inside and outside. Or choose a system designed for easy wheelchair access if required. For exposed locations there are deeper thresholds that have been developed to channel water away from the home.

All our cills are integrated to provide reliable drainage and are easy to install because there are no concealed preps to consider.

Insulating the home

Stellar's Slimline Bifold Door meets the new Part L requirements for thermal efficiency with standard 28mm double glazing.

The Stellar Slimline Bifold Door features intelligently designed polyamide thermal breaks that feature low thermal conductivity and legs to break up cavities. It all adds up to a highly insulated bifold door that protects the home from the elements. It also adds up to a door that has a U-value of 1.3 W/m²K with 28mm double glazing.



Protecting the home

Security

Security is an integral part of every Stellar Slimline Bifold Door. As a material, aluminium offers exceptionally high strength and dimensional stability.

We use Yale multipoint locking systems, one of the most trusted names in security. Robust hinges combine with multipoint locking for the main door. There are shootbolts for high security on each folding leaf.

As a result, the Stellar Slimline Bifold Door is a PAS 24:2016 accredited system and meets Approved Document Q requirements as standard. With the use of the correct glazing specification, it can also meet Secured by Design standards if required.

Lifetime Security Guarantee

When fitted with the Yale 3-star cylinder and conforming to PAS 24:2016, the Stellar Slimline Bifold Door is covered by the Yale Lifetime Security Guarantee.



The Yale Lifetime Security Guarantee gives you:



Up to £1000 towards home insurance excess

in the unlikely event of a break-in at your customer's home.



Up to £1000 towards repairs or replacements

of any failed Yale components.



£1000 compensation

if a break-in is caused by the failure of a Yale component.



Up to £250 refund on call-out fees

if a home needs to be secured after a break-in resulting from a failed Yale component.

A truly **British** heritage

Stellar is produced by Epwin Window Systems, the UK's largest systems house with a track record stretching back almost 50 years.



Our products are designed and manufactured in Britain for the British market. We only work with trusted and reliable window and door fabricators and are active in trade and industry bodies, taking a leading stance in environmental initiatives.

At Epwin Window Systems we firmly believe in continuous investment in our production facilities and our quality management systems.

You see this commitment in action in our multi-million-pound Stellar manufacturing facility, which was purposely designed to achieve state-of-the-art production and superior quality and efficiency.

Stellar is manufactured on the industry's first fully automated thermal break, gasket insertion and packaging line. The line delivers all three functions seamlessly and efficiently to bring reliable quality and rapid turnaround times.

Our powder coating plant uses a chrome-free pre-treatment system, which reinforces our commitment to the environment and exceeds the latest regulatory requirements.

We have exacting quality assurance checks at every stage to ensure our customers enjoy the quality they have a right to expect.

We visually inspect every frame at a distance of one metre – far in excess of the industry standard three metres.

We hold high volumes of stock in specially designed storage facilities in our 300,000 sq ft warehouse and distribution centre to ensure we can always meet customer requirements.

Because when you have raised the bar in aluminium system design, you have to make sure your production facilities reach the same exacting standards. With Stellar, they do.



stellarTM
ALUMINIUM SYSTEMS

Stafford Park 6, Telford TF3 3AT

0845 300 9356

talk@stelleraluminium.co.uk

www.stelleraluminium.co.uk

EpwinTM
window systems

Stellar Aluminium Systems is an aluminium profile system supplied to local independent manufacturers and installers who contract to install windows and doors.

Stellar Aluminium cannot be held accountable for manufacture or installation by independent companies. All information in this publication is provided for guidance only and is given in good faith. As it is company policy to continually improve products, methods and materials, changes of specification may be made from time to time without prior notice. This statement does not affect your statutory rights.

© Stellar Aluminium Systems. Part of the Epwin Group Plc. STE17741